

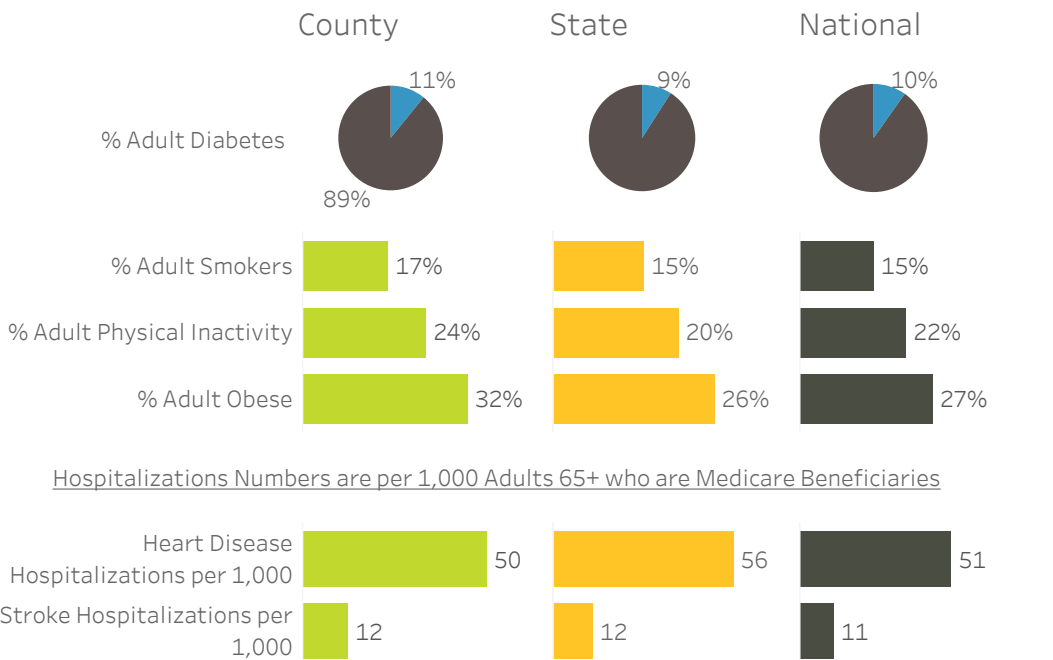
United Way of Rock River Valley, IL



Health Indicators



Heart Disease, Diabetes, & Contributing Factors



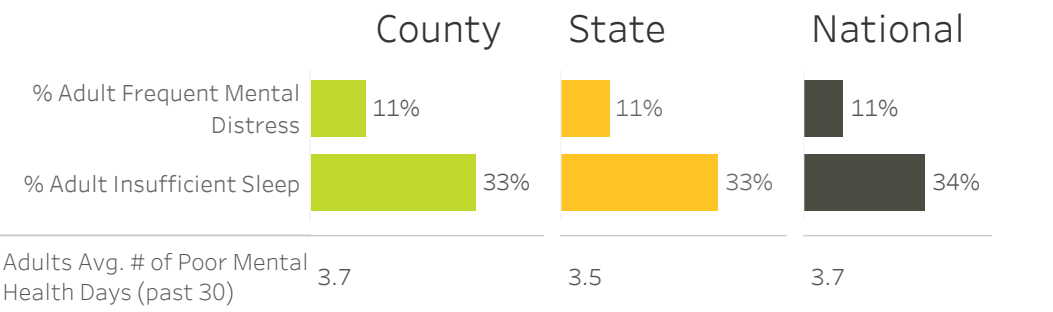
Local FamilyWize Impact in Heart Disease & Diabetes

# of People Helped	3,922
Average Savings %	32%
Total Savings \$	\$317,983

State Level Data

% High School Obese	13%
% Adult Hypertension	31%

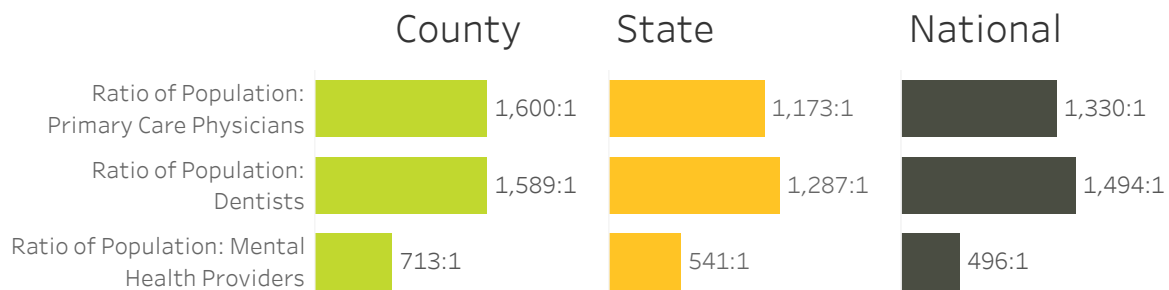
Mental Health



Local FamilyWize Impact in Mental Health

# of People Helped	4,837
Average Savings %	51%
Total Savings \$	\$522,133

Access to Healthcare



Hospitalizations, hypertension, and high school obesity data from CDC.gov (downloaded March 2017)
 FamilyWize data is for years 2013-2016
 Weighted averages of all measures and remaining data is based on the County Health Rankings (2017 release)

United Way of Rock River Valley, IL



Health Indicators



About Your United Way Service Area

Population Stats

# Uninsured Adults	18,530
% Uninsured Adults	5%
% Population 18+	77%
Total Population Estimate	457,705

Local FamilyWize Total Impact

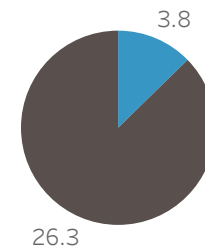
# of People Helped	20,381
Total Savings \$	\$1,869,992
Average Savings %	43%

Additional Health Indicators

County

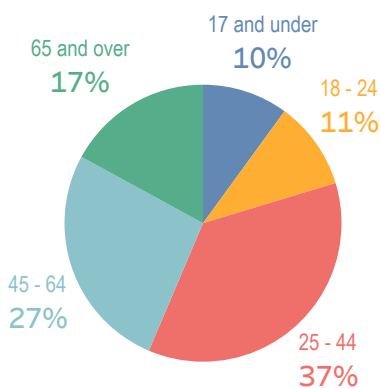
% Adult Poor Fair Health	15%
% Population Food Insecure	14%

Avg. # of Poor Physical Health Days (past 30)

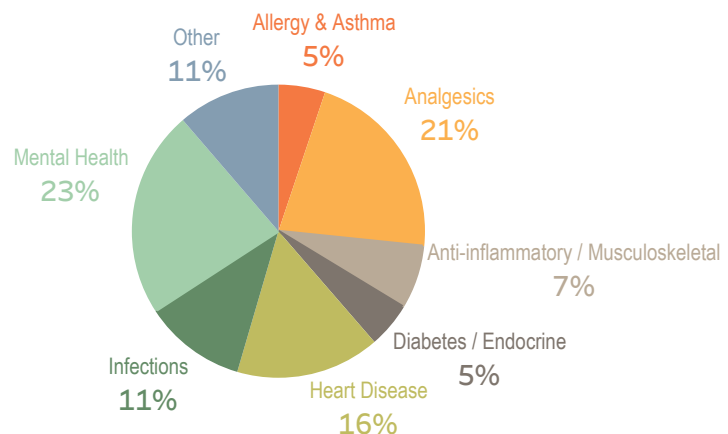


Local FamilyWize Impact Summary for Your United Way Service Area

% of People by Age Group



% of Prescriptions by Therapy Area



Uninsured data from Enroll America (2016 estimates)

FamilyWize data is for years 2013-2016

Weighted averages of all measures and remaining data is based on the County Health Rankings (2017 release)